

15"/17" Chassis Type LCD Touchmonitor - Standard -

The perfect solution integrated touch function and LCD display

Dual USB and RS 232 interface are available

Long lasting product cycle-enclosure controlled by Kee Touch specifications, future generation panels phased-in without external changes








High brightness, high contrast, response more quickly, multicolor support, wide viewing angle

VESA standard mount and Base

Worldwide agency approval, such as ETL, FCC, CE, RoHS etc.



Accessoires:

-  *Power cord*
-  *Adapter*
-  *USB cable*
-  *RS 232 cable*
-  *VGA cable*
-  *Driver CD*
-  *Base*

Specifications 15" / 17" KDT-Series Standard :

Model	15" KDT-0150S-SA3B	17" KDT-0170S-SA3B
Structure	Desktop, Plastic case, with removable base	Desktop , Plastic case, with removable base
LCD Type	15" Active matrix TFT-LCD	17" Active matrix TFT-LCD
Active Area	12" (304mm) x9" (228mm)	13.3" (308mm) x10.6" (270mm)
Suggested Resolution	1024 x 768	1280 x 1024
Supported Resolution	1024 x 768 at 60,70,75 Hz 800 x 600 at 60,72,75 Hz 640 x 480 at 60,72,75 Hz 720 x 400 at 70 Hz	1280 x 1024 at 60,75 Hz 1024 x 768 at 60,70,75 Hz 800 x 600 at 60,72,75 Hz 640 x 480 at 60,72,75 Hz
Support Colors	16.2 M	16.2 M
Brightness (typ.)	Pure LCD Panel: 250 cd/m2 With SAW Glass Sensor: 225 cd/m2	Pure LCD Panel: 260 cd/m2 With SAW Glass Sensor: 235 cd/m2
Response (typ.)	8 ms	8 ms
Viewing Angle (typ. at CR>10)	Horizontal (left/right): 60°/60° Vertical (up/down): 40°/60°	Horizontal (left/right): 70°/70° Vertical (up/down): 40°/60°
Contrast Ratio (typ.)	400:1	500:1
Video Input	Analog RGB	Analog RGB
Signal Input	H/V Separate Sync. (TTL)	H/V Separate Sync. (TTL)
Video Signal Input Connector	Mini D-Sub 15 –pin VGA	Mini D-Sub 15 –pin VGA
Frequency (H/V)	30~80 KHz / 60~75 Hz	30~80 KHz / 60~75 Hz
Power Supply	Type: External brick Input (line) voltage: 100-240VAC Output voltage/current: 12V	Type: External brick Input (line) voltage: 100-240VAC Output voltage/current: 12V
Environment	Operating Temp: 0~50 °C Storage Temp: -20~60°C Operating RH: 20%~80% Storage RH: 10%~90%	Operating Temp: 0~50 °C Storage Temp: -20~60°C Operating RH: 20%~80% Storage RH: 10%~90%
MTBF	50,000 Hours	50,000 Hours
LCD Back light Life	50,000 Hours	50,000 Hours
Weight (N.W/G.W)	3 kg / 5 kg	5 kg / 7 kg
Power consumption	30 W Max.	40 W Max.
Mount options	VESA 75 mm	VESA 75 mm
OSD Control	Buttons: Power, Menu, Auto	Buttons: Power, Menu, Auto
Audio output feature	Audio output jack or speakers can be equipped	Audio output jack or speakers can be equipped
Touch screen Type	SAW 3 mm	SAW 3 mm
Touch sensor available options	Anti-glare	Anti-glare
Touch System Interface	USB or RS232	USB or RS232
Touch Response time	<10ms	<10ms
Agency Approval	ETL,FCC,CE,RoHs	ETL,FCC,CE,RoHs
Regular Warranty	5 years for Saw sensor, 3 years for controller, 1 year for LCD	5 years for Saw sensor, 3 years for controller, 1 year for LCD

(Errors and Changes reserved /Irrtümer & Änderungen vorbehalten)